



District Report Card: 2017


State: Kerala	District: Kasaragod
Class: 3	Subject: EVS
Schools: 61	Students: 1211


Participation/Coverage


Students

GENDER 	Boys		Girls	
	Number	%	Number	%
	658	54.34	553	45.66

AREA 	Rural		Urban	
	Number	%	Number	%
	1043	86.13	168	13.87

CATEGORY 	SC		ST		OBC		GEN	
	Number	%	Number	%	Number	%	Number	%
	49	4.05	109	9.00	932	76.96	121	9.99

CWSN 	LD	VI	HI	S&LD	ID	Oth
	2	0	1	0	2	2

Management 	Government		Government-aided	
	Number	%	Number	%
	656	54.17	555	45.83

Average Performance of Students in EVS (%)

Overall	Gender		Area		Management		Social Group			
	Male	Female	Rural	Urban	Govt.	Aided	SC	ST	OBC	GEN
67.88	66.81	69.16	67.75	68.73	69.82	65.60	67.48	63.98	67.35	75.65

Performance on Learning Outcomes (LOs)

Learning Outcomes	Description	Average Performance(%)
E302	Identifies simple features (e.g. movement, at places found/ kept, eating habits, sounds) of animals and birds in the immediate surroundings.	74.15
E303	Identifies relationships with and among family members	47.40
E304	Identifies objects, signs (vessels, stoves, transport, means of communication, transport, signboards etc.), places (types of houses/shelters, bus stand, petrol pump etc.) activities (works people do, cooking processes, etc.) at home/school/neighborhoods	64.46
E305	Describes need of food for people of different age groups, animals/birds, availability of food and water and use of water at home and surroundings	75.64
E307	Groups objects, birds, animals, features, activities according to differences/similarities using different senses. (e.g. appearance/place of living/ food/ movement/ likes-dislikes/ any other features)	74.96
E309	Identifies directions, location of objects/places in simple maps using signs/symbols/verbally	45.60
E310	Guesses properties, estimates quantities of materials/activities in daily life and verifies using symbols/non-standard units	59.45
E311	Records observations, experiences, information on objects/activities/places visited in different ways and predicts patterns etc.	64.66
E313	Observes rules in games (local, indoor, outdoor)	49.58
E314	Voices opinion on good/bad touch , stereotypes for tasks/play/food in family w.r.t gender, misuse/wastage of food and water in family and school.	82.25

Range of Performance of Students who Answered Correctly							
Below 30%		30% - 50%		50% - 75%		Above 75%	
Number	%	Number	%	Number	%	Number	%
64	5.28	197	16.27	493	40.71	457	37.74

Lowest Performing Learning Outcomes (LOs)

- 1 - Identifies directions, location of objects/places in simple maps using signs/symbols/verbally (45.60)
- 2 - Identifies relationships with and among family members (47.40)
- 3 - Observes rules in games (local, indoor, outdoor) (49.58)
- 4 - Guesses properties, estimates quantities of materials/activities in daily life and verifies using symbols/non-standard units (59.45)
- 5 - Identifies objects, signs (vessels, stoves, transport, means of communication, transport, signboards etc.), places (types of houses/shelters, bus stand, petrol pump etc.) activities (works people do, cooking processes, etc.) at home/school/neighborhoods (64.46)